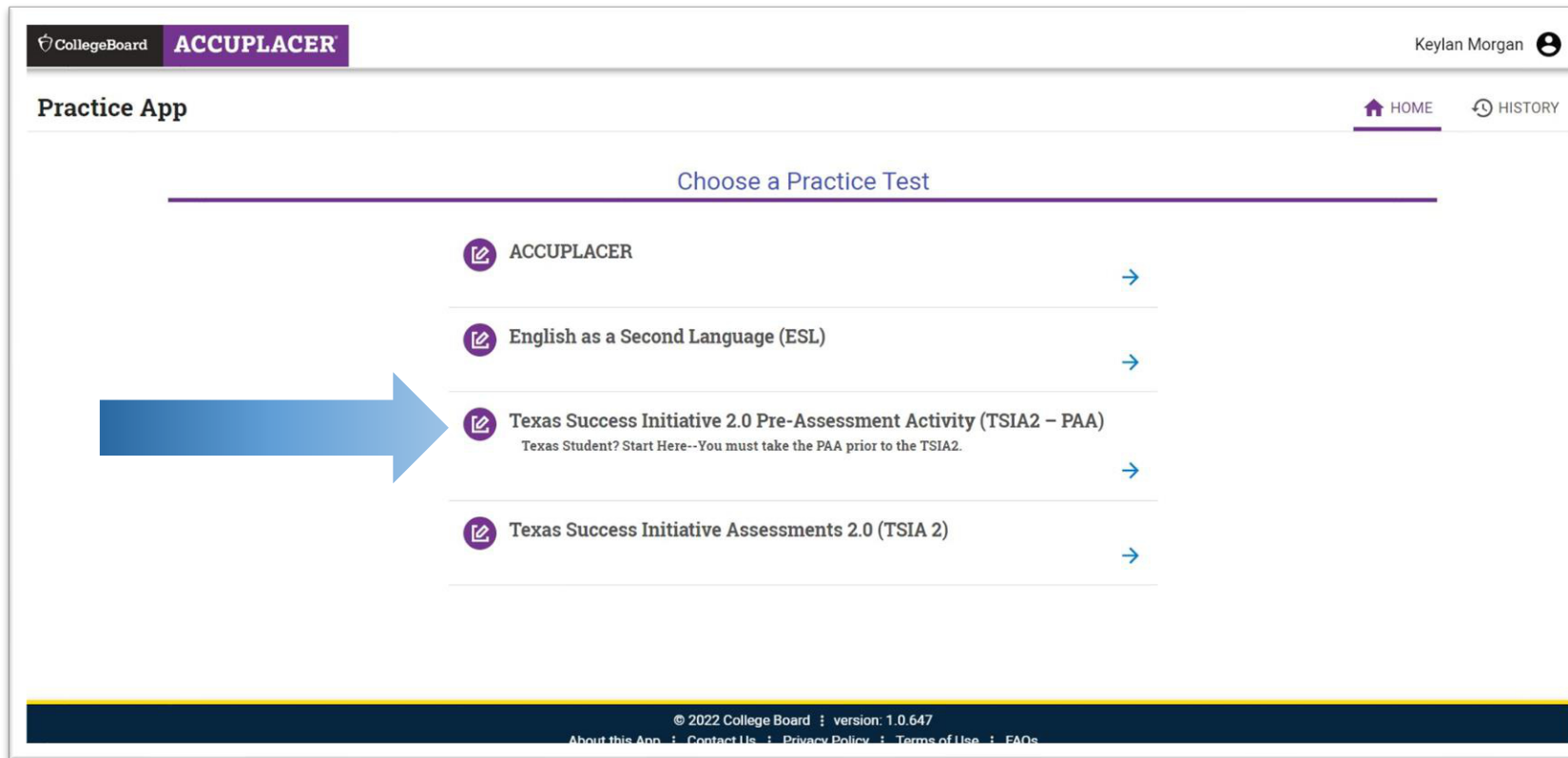


ACCESSING New THECB PAA



The screenshot shows the ACCUPLACER Practice App interface. At the top left, the CollegeBoard logo and 'ACCUPLACER' are displayed. The user's name 'Keylan Morgan' is in the top right. Below the header, the 'Practice App' title is on the left, and 'HOME' and 'HISTORY' navigation options are on the right. The main content area is titled 'Choose a Practice Test' and lists four options, each with a pencil icon and a right-pointing arrow:

- ACCUPLACER
- English as a Second Language (ESL)
- Texas Success Initiative 2.0 Pre-Assessment Activity (TSIA2 - PAA)
Texas Student? Start Here--You must take the PAA prior to the TSIA2.
- Texas Success Initiative Assessments 2.0 (TSIA 2)

A large blue arrow points to the 'Texas Success Initiative 2.0 Pre-Assessment Activity (TSIA2 - PAA)' option. At the bottom, a footer contains copyright information: '© 2022 College Board : version: 1.0.647' and links for 'About this App', 'Contact Us', 'Privacy Policy', 'Terms of Use', and 'FAQs'.

- After successfully logging in, the student will select TSIA2-PAA to access the PAA.

Note: TSIA2-PAAoption will not be available for selection prior to launch.

ACCESSING New THECB PAA

- The student will select “Begin Pre-Assessment Activity” to proceed to Step 1

The screenshot shows the ACCUPLACER Practice App interface. At the top, there is a navigation bar with the CollegeBoard logo, the word 'ACCUPLACER', and the user's name 'Keylan Morgan'. Below this is a 'Practice App' header with 'HOME' and 'HISTORY' icons. The main content area is titled 'Texas Success Initiative Pre-Assessments 2.0'. It features a section for 'Texas Success Initiative Pre-Assessments 2.0' with a brief description and a list of four points. At the bottom of this section, there are two buttons: 'RESUME PRE-ASSESSMENT ACTIVITY' (with an 'In Progress' indicator) and 'BEGIN PRE-ASSESSMENT ACTIVITY'. A blue arrow points to the 'BEGIN PRE-ASSESSMENT ACTIVITY' button. The footer contains copyright information and links for 'About this App', 'Contact Us', 'Privacy Policy', 'Terms of Use', and 'FAQs'.

CollegeBoard ACCUPLACER Keylan Morgan

Practice App HOME HISTORY

Texas Success Initiative Pre-Assessments 2.0

Texas Success Initiative Pre-Assessments 2.0
The Texas Success Initiative Assessment, 2.0 (TSIA2) is the test created by the state of Texas to help determine whether students are ready for freshman-level college courses in Mathematics and English Language Arts and Reading (ELAR).

TSI Rule 4.55(b) requires that all testing sites provide a Pre-Assessment Activity (PAA) for all test takers prior to test administration. The PAA will help you understand the following:

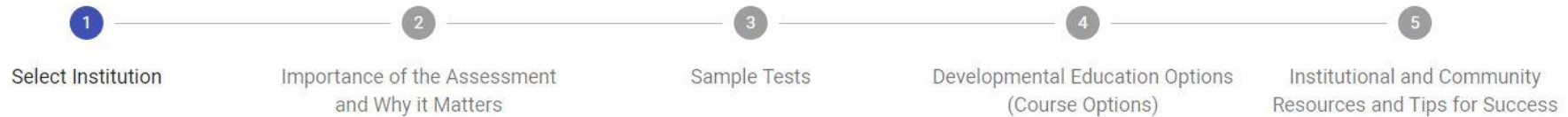
1. Why you are being tested.
2. How the TSIA2 works, including calculator and highlighter tutorials and practice test questions.
3. How test results impact your postsecondary options.
4. Resources available to you.

In Progress RESUME PRE-ASSESSMENT ACTIVITY BEGIN PRE-ASSESSMENT ACTIVITY

© 2022 College Board ; version: 1.0.647
About this App ; Contact Us ; Privacy Policy ; Terms of Use ; FAQs

PAA Student Experience

Texas Success Initiative Pre-Assessments 2.0



Step 1 – Select Institution

Please select the campus where you plan to take the TSIA2. *

Institution selection is required.

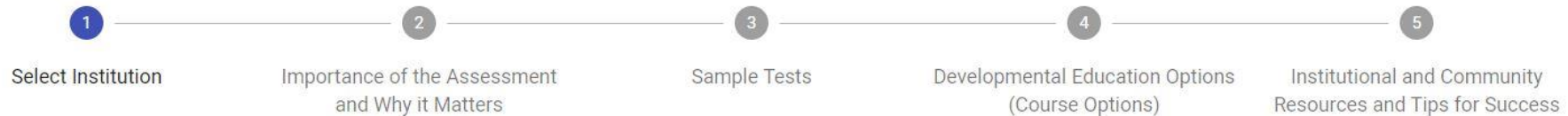
I agree to allow ACCUPLACER to share my name, email address, and Pre-Assessment Activity completion status with the selected institution.

[< BACK](#)

[NEXT >](#)

PAA Student Experience

Texas Success Initiative Pre-Assessments 2.0



Step 2

- Importance of test
- Its purpose
- How it's designed
- How long does it take

Step 3

- Must complete 10 sample questions for ELAR and math
- Accessibility tools
- Ability to use calculator and highlighter tools in testing environment

Step 4

- Brief overview of DE Course/Intervention options for HS complete testers
- Information regarding retest options

Step 5

- Presentation of general resources and tips that support student success

PAA Student Experience

The screenshot shows the ACCUPLACER Practice App interface. At the top, there is a navigation bar with the CollegeBoard logo and the ACCUPLACER logo. Below this is a header for the 'Practice App' with a home icon. The main content area is titled 'Texas Success Initiative Pre-Assessments 2.0' and features a progress bar with five steps, each marked with a checkmark: 'Select Institution', 'Importance of the Assessment and Why it Matters', 'Sample Tests', 'Developmental Education Options (Course Options)', and 'Institutional and Community Resources and Tips for Success'. Below the progress bar, a message reads: 'Congratulations! You have completed your TSIA2 Pre-Assessment Activity!'. A link is provided: 'Click here to view/download your completion certificate.' Below this, a 'Next Steps' section lists four items: 'Click here to practice more TSIA2 test.', 'Click here to download the Student Informational Brochure.', 'Check your email for PAA Completion Certificate.', and 'Print your PAA Completion Certificate.' Two red callout boxes with blue arrows point to the certificate link and the 'Check your email' step.

CollegeBoard ACCUPLACER

Practice App

HOME

Texas Success Initiative Pre-Assessments 2.0

Select Institution

Importance of the Assessment and Why it Matters

Sample Tests

Developmental Education Options (Course Options)

Institutional and Community Resources and Tips for Success

Congratulations! You have completed your TSIA2 Pre-Assessment Activity!

[Click here to view/download your completion certificate.](#)

Next Steps:

- [Click here to practice more TSIA2 test.](#)
- [Click here to download the Student Informational Brochure.](#)
- Check your email for PAA Completion Certificate.
- Print your PAA Completion Certificate.

Student will receive a copy of PAA completion certificate via email

Student can click link to download PAA completion certificate and present to test administrator.

PAA Completion Certificate



CERTIFICATE OF COMPLETION

This certifies that

Keylan Morgan

has successfully completed the
Texas Success Initiative Assessment 2.0 (TSIA2)

Pre-Assessment Activity

This credential is nontransferable

02/23/2022

Date

Completion Certificate Retrieval

- Students can retrieve PAA Completion Certificate at any time by logging into the Practice APP and clicking the “History” button.

The screenshot displays the ACCUPLACER Practice App interface. At the top, the CollegeBoard logo and 'ACCUPLACER' are on the left, and the user name 'Keylan Morgan' is on the right. Below this, the 'Practice App' title is on the left, and navigation links for 'HOME' and 'HISTORY' are on the right. A blue arrow points to the 'HISTORY' link. The main content area shows the user's name 'keylan.morgan@higerhed.texas.gov' and a 'PRINT' button. Below this is a 'Test History' table with a search bar and a table containing two rows of test data. The footer contains copyright information and links for 'About this App', 'Contact Us', 'Privacy Policy', 'Terms of Use', and 'FAQs'.

Test Name	Score	Completed On	Action
Texas Pre-Assessment Activity	N/A	2/23/2022	
Texas Pre-Assessment Activity	N/A	2/18/2022	

© 2022 College Board ; version: 1.0.647
About this App : Contact Us : Privacy Policy : Terms of Use : FAQs